

Credo Reference: Search tips

Credo Reference offers three options for researching your topic:

1. Basic Search
2. Advanced Search
3. Concept Map

Basic Search

Begin your search with Credo's simplified, basic search screen.



You can choose to search all Credo subjects or to limit your search to one topic, such as Art, Literature, History or Psychology. Simply select a subject from the pull-down menu to the right of the search box.

Below the search box, you can see how many entries and books you are searching. Selecting a specific subject will update these numbers.

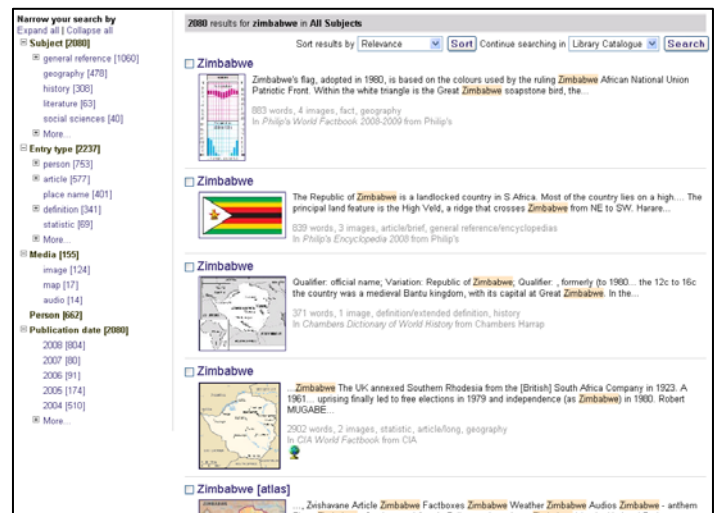
Search results

Credo's enhanced search results enable you to narrow and focus your search. Plus you can now easily continue your search in other resources offered by your library such as the online catalog or journal databases.

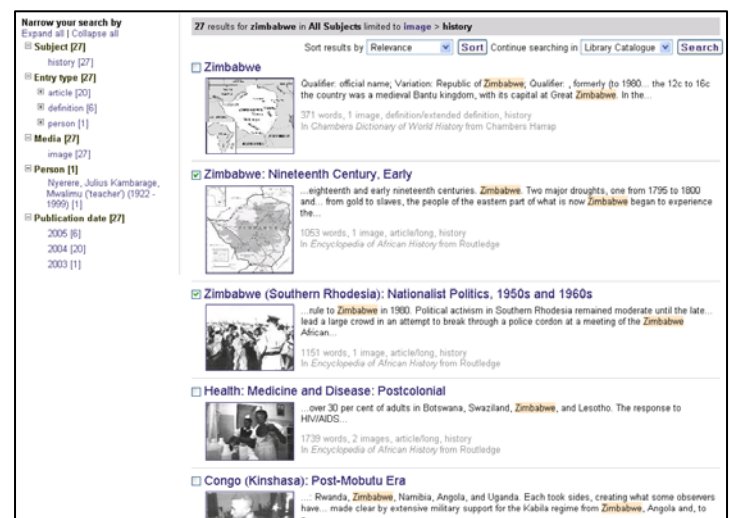
On the left side of the search results screen are options for narrowing and focusing your search. Use these facets to limit your search to:

- Subject—Select a topic of interest such as history, literature, science, art, etc.

- Type of entry—narrow your search to those entries that include statistics, definitions, quotations or translations.
- Media—Select images, maps, videos or audio to see only entries with these particular features.
- Person—limit your search to entries with biographical information or mentions of individuals.
- Publication date

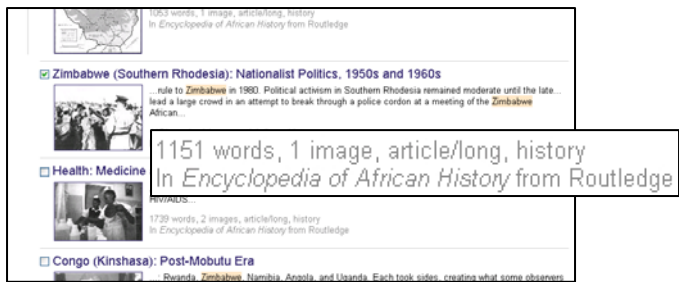
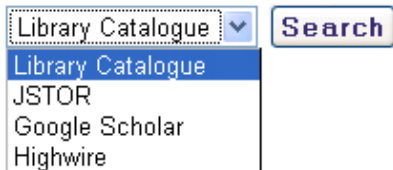


Search for Zimbabwe.



Search for Zimbabwe: limited to history and entries containing images.

Credo's search results allow you to expand your search to additional resources—with one click and no retyping. Select a resource from the pull-down menu to find a book in your library's online catalog or in another resource offered by your library.



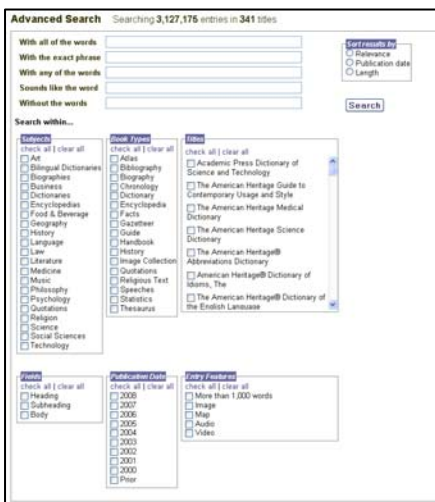
Credo's search results also show the length of an entry, number of images, subject and type of entry. This feature helps you know what information to expect before clicking.



The check box next to each article allows you to save results as you research a topic. Add to your saved results simply by clicking the checkbox next to each entry in the results.

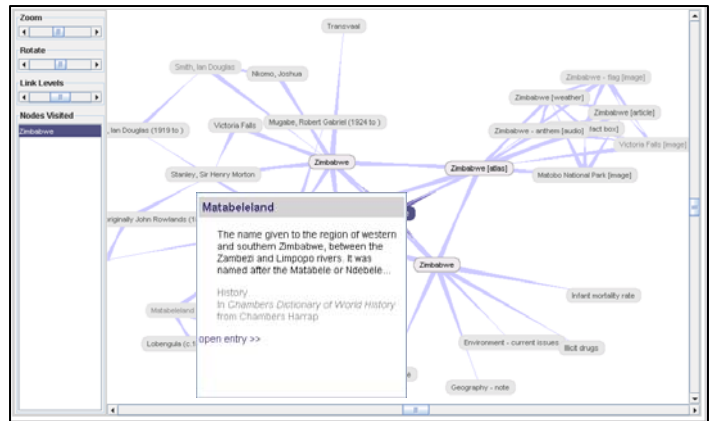
Advanced Search

Credo offers an Advanced Search where you can select criteria for your search. Choose subjects, entry types and books plus limit your search by publication date and entries that contain specific types of media, such as images or maps.



Concept Map

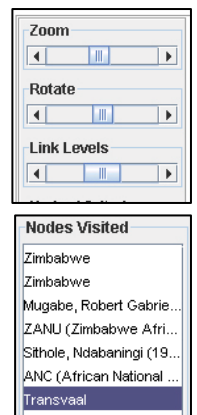
Use Credo Reference's Concept Map to brainstorm about a particular topic OR to help you get "unstuck" when you don't know where to go next in your research. To get started with the Concept Map simply enter a search term or phrase in the map's search box.



Concept Map for Zimbabwe.

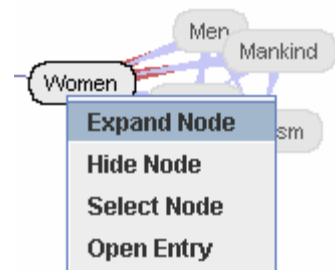
Some of the Concept Map's functionality:

- Hover your cursor over an entry to see a preview. If the entry is of interest, click 'open entry' to read the full text.
- Click on any node to re-center your map and explore further.
- Modify your Concept Map by zooming in or out, rotating the map or adding more or fewer topics.
- Nodes Visited keeps track of items that you have clicked in the map. Use this list to go back to a previous view.



Right click on a node in the Concept Map for more options:

- "Expand Node" shows more related items.
- "Hide Node" removes a topic from the map and focuses your research on only subjects of interest.
- "Select Node" re-centers the map.
- "Open Entry" displays the full text of the entry in a new browser window.



For more help with searching:

Visit Credo Reference's help section for tips. <http://help.credoreference.com>